



FEATURES

| | |
|------------------|-----------------------|
| Type | N.G. Direct Vent |
| Valve System: | Millivolt |
| Screen Front: | Standard |
| Glass: | Ceramic |
| Log Set: | Included |
| BTU NG High/Low: | 20,500 / 14,000 |
| Viewing Area: | 27 1/4" w x 19 3/4" h |

Kozy Heat SP 34

A great balance of quality and value.

Ceramic glass comes standard, and improves efficiency for a minimal increase in price over the Tahoe Deluxe.

Modern Look

\$2,195

*Price includes basic fittings and 46DVA pipe. Unusual installations may require additional fittings and pipe. See sales associate for basic pack details. Prices subject to change without notice.

DETAILS

| | |
|--------|--------|
| Model: | SP34MV |
| SKU: | 8376 |

Scan For Live Burn
Videos & Manuals



BUY
VALUE

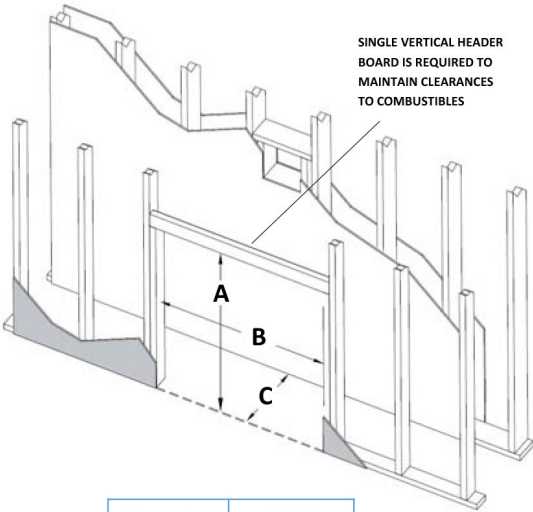
Please leave these reference guides at the installation location until the installation is finished. See owners manual for full installation and finishing instructions before making final decisions as information is subject to change.

Specifications (all measurements are in inches)

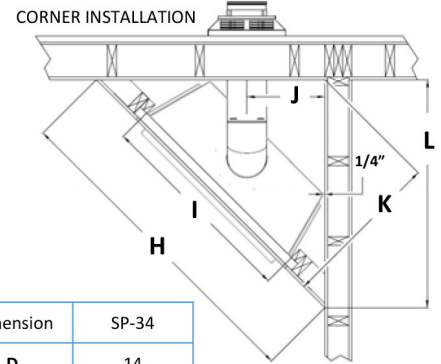
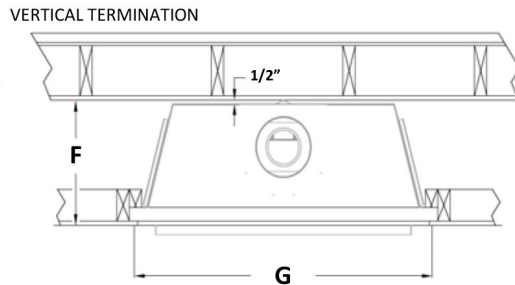
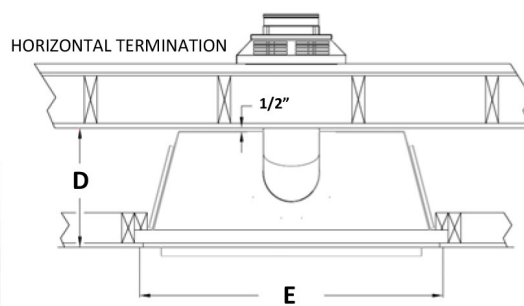
• GAS LINE OPENING: RIGHT SIDE • ELECTRICAL ACCESS: LEFT SIDE

| Model | BTU | Height | | Front Width | | Back Width | | Depth | | Glass Viewing Area |
|-------|--------|--------|---------|-------------|---------|------------|---------|--------|---------|--------------------|
| | | Actual | Framing | Actual | Framing | Actual | Framing | Actual | Framing | |
| SP-34 | 20,500 | 30-7/8 | 33-1/2 | 34 | 34-1/2 | 27 | 34-1/2 | 14 | 14-1/2 | 27-1/4 x 19-3/4 |

Framing Opening

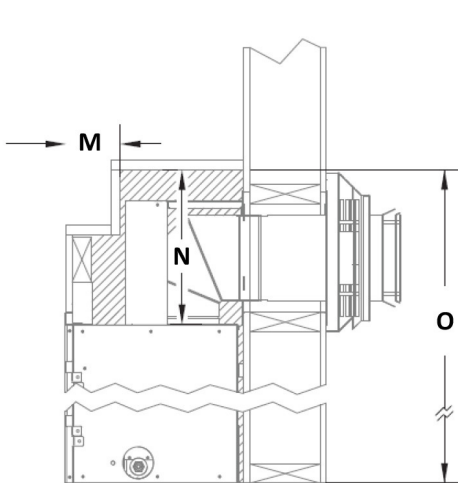


| Dimension | SP-34 |
|-----------|--------|
| A | 33-1/2 |
| B | 34-1/2 |
| C | 14 |



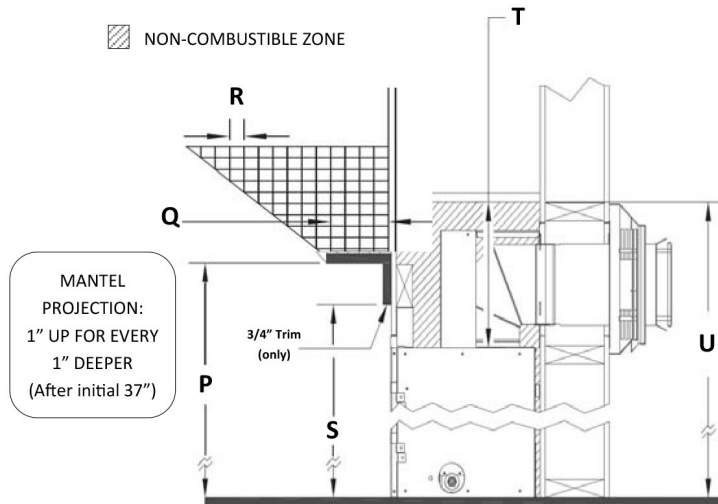
| Dimension | SP-34 |
|-----------|---------|
| D | 14 |
| E | 34-1/2 |
| F | 14 |
| G | 34-1/2 |
| H | 54-7/16 |
| I | 34-1/2 |
| J | 13-1/8 |
| K | 27-1/4 |
| L | 38-1/2 |

Finishing Clearances



| Dimension | SP-34 |
|-----------|-------|
| M | 4-1/2 |
| N | 12 |
| O | 42 |

Mantel Clearances



| Dimension | | | | | |
|-----------|---|---|--------|----|----|
| P | Q | R | S | T | U |
| 37 | 6 | 1 | 33-1/2 | 12 | 42 |



Important!

If you are finishing around the fireplace with tile or stone make sure that you install the **Optional Finishing Trim Kit** at the framing stage.

The trim kit allows for your finishing board and your tile/stone to finish up against, creating a shadowbox.